




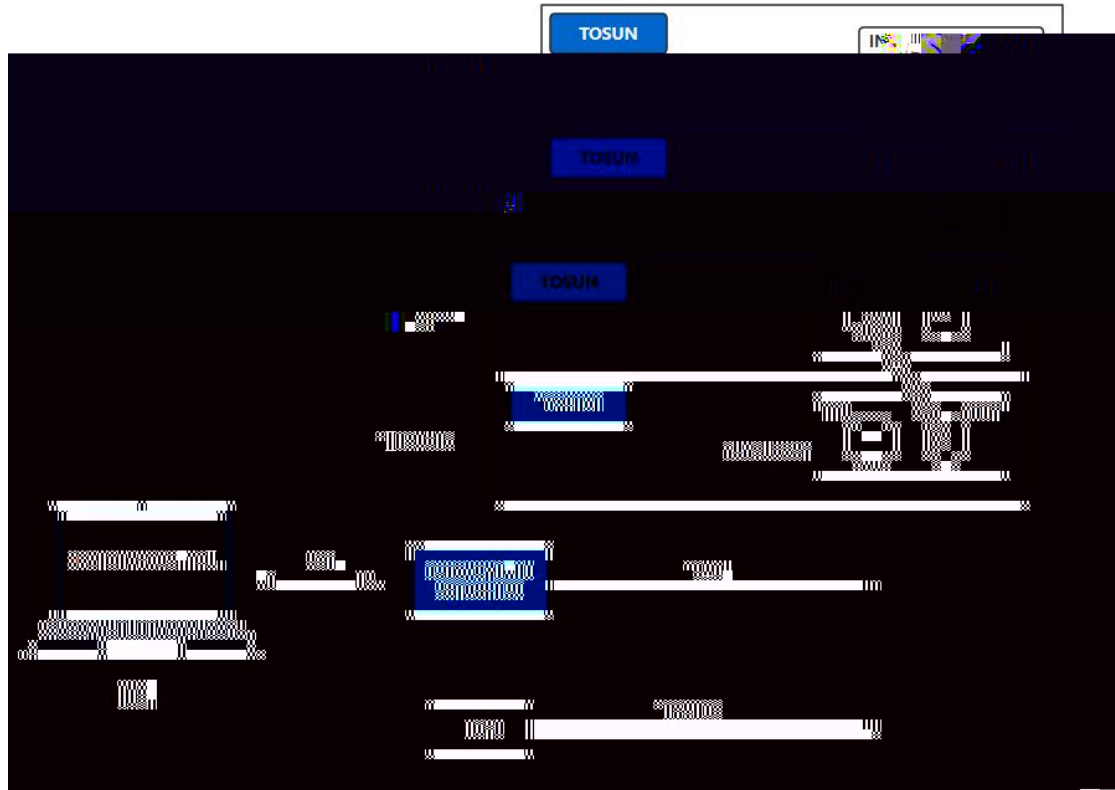
|

V1.0 |

| | | | |
|--|--|--|--|
| | | | |
|--|--|--|--|

-
-
-
-
-





| | | |
|-----------|-------|----|
| 1. | | 6 |
| 1.1 | | 6 |
| 1.2 | | 6 |
| 2. | | 7 |
| 3.TIO9011 | | 8 |
| 3.1 | | 8 |
| 3.2 | | 8 |
| 3.3 | | 9 |
| 3.4 | | 12 |
| 3.5 | | 12 |
| 3.6 | | 13 |
| 3.7 LED | | 14 |
| 3.8 | | 15 |
| 3.9 | | 16 |
| 4.TIO9015 | | 17 |
| 4.1 | | 17 |
| 4.2 | | 17 |
| 4.3 | | 18 |
| 4.4 | | 19 |
| 4.5 | | 20 |
| 4.6 | | 21 |
| 4.7 LED | | 22 |
| 4.8 | | 23 |
| 4.9 | | 24 |
| 5.TIO9036 | | 25 |
| 5.1 | | 25 |
| 5.2 | | 25 |
| 5.3 | | 26 |
| 5.4 | | 26 |
| 5.5 | | 27 |
| 5.6 | | 28 |
| 5.7 LED | | 29 |
| 5.8 | | 30 |
| 5.9 | | 31 |





| PWM frequency | 0.00003 | 200 | kHz |
|---------------------------|---------|-------|-------|
| PWM frequency accuracy | | | |
| ➤ at PWM frequency 200kHz | | 0.300 | % |
| ➤ at PWM frequency 100kHz | | 0.150 | % |
| ➤ at PWM frequency 50kHz | | 0.075 | % |
| ➤ at PWM frequency 10kHz | | 0.020 | % |
| ➤ at PWM frequency 1kHz | | 0.003 | % |
| PWM duty cycle range | | | |
| ➤ at PWM frequency 200kHz | 15 | 85 | % |
| ➤ at PWM frequency 100kHz | 8 | 92 | % |
| ➤ at PWM frequency 50kHz | 4 | 96 | % |
| ➤ at PWM frequency 10kHz | 1 | 99 | % |
| ➤ at PWM frequency 1kHz | 1 | 99 | % |
| PWM duty cycle tolerance | | | |
| ➤ at PWM frequency 200kHz | | 6.000 | % abs |
| ➤ at PWM frequency 100kHz | | 3.000 | % abs |
| ➤ at PWM frequency 50kHz | | 1.500 | % abs |
| ➤ at PWM frequency 10kHz | | 0.250 | % abs |
| ➤ at PWM frequency 1kHz | | 0.025 | % abs |

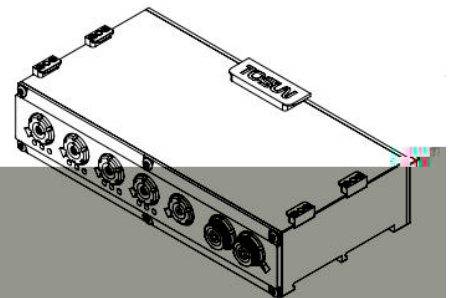
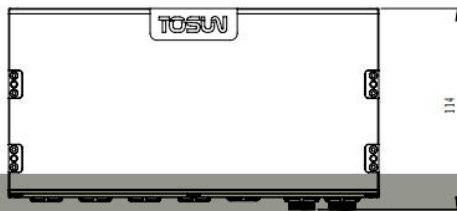
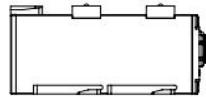
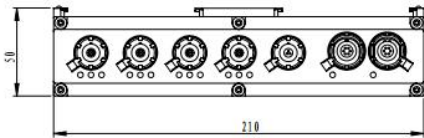
| PWM frequency | 0.00003 | 250 | kHz |
|---------------------------|---------|-------|-------|
| PWM frequency accuracy | | | |
| ➤ at PWM frequency 250kHz | | 12.00 | % |
| ➤ at PWM frequency 100kHz | | 5.000 | % |
| ➤ at PWM frequency 50kHz | | 2.500 | % |
| ➤ at PWM frequency 10kHz | | 0.030 | % |
| ➤ at PWM frequency 1kHz | | 0.003 | % |
| PWM duty cycle range | | | |
| ➤ at PWM frequency 250kHz | 10 | 90 | % |
| ➤ at PWM frequency 100kHz | 4 | 96 | % |
| ➤ at PWM frequency 50kHz | 2 | 98 | % |
| ➤ at PWM frequency 10kHz | 7 | 93 | % |
| ➤ at PWM frequency 1kHz | 1 | 99 | % |
| PWM duty cycle tolerance | | | |
| ➤ at PWM frequency 250kHz | | 12.50 | % abs |
| ➤ at PWM frequency 100kHz | | 5.000 | % abs |
| ➤ at PWM frequency 50kHz | | 2.500 | % abs |
| ➤ at PWM frequency 10kHz | | 0.500 | % abs |
| ➤ at PWM frequency 1kHz | | 0.050 | % abs |

-
-
-

| | | | |
|--|--|--|--|
| | | | |
| | | | |

| | | | | | | |
|------------|-----------|------------|------------|------------|------------|------------|
| Blue | Red | Blue | Blue | Blue | Blue | Blue |
| Light Blue | Light Red | Light Blue | Light Blue | Light Blue | Light Blue | Light Blue |
| White | White | White | White | White | White | White |
| Light Blue | Light Red | Light Blue | Light Blue | Light Blue | Light Blue | Light Blue |
| White | White | White | White | White | White | White |
| Light Blue | Light Red | Light Blue | Light Blue | Light Blue | Light Blue | Light Blue |

| | | | | | | |
|--|--|--|--|--|--|--|
| | | | | | | |
| | | | | | | |
| | | | | | | |
| | | | | | | |
| | | | | | | |
| | | | | | | |
| | | | | | | |



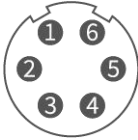
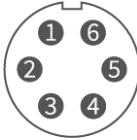


| | | | | |
|--|--|--|--|--|
| | | | | |
| | | | | |
| | | | | |
| | | | | |
| | | | | |
| | | | | |
| | | | | |
| | | | | |
| | | | | |
| | | | | |
| | | | | |
| | | | | |
| | | | | |



| | | | | |
|--|--|--|--|--|
| | | | | |
| | | | | |
| | | | | |




| | | | | | |
|---|--|--|---|--|--|
| | | | | | |
|  | | |  | | |
| | | | | | |
| | | | | | |
| | | | | | |
| | | | | | |
| | | | | | |

| | |
|--|--|
| | |
| | |
| | |
| | |

| | |
|--|--|
| | |
| | |
| | |
| | |
| | |

✓



✓



✓





| | |
|--|--|
| | |
| | |
| | |
| | |
| | |

| | |
|--|--|
| | |
| | |
| | |
| | |
| | |
| | |
| | |

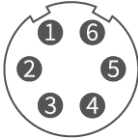
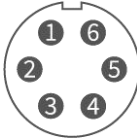
| | |
|--|--|
| | |
| | |
| | |
| | |

| | |
|--|--|
| | |
| | |
| | |
| | |
| | |
| | |

| | | | | | | |
|--|--|--|--|--|--|--|
| | | | | | | |
| | | | | | | |
| | | | | | | |
| | | | | | | |
| | | | | | | |
| | | | | | | |
| | | | | | | |





| | | | | | |
|---|--|--|---|--|--|
| | | | | | |
|  | | |  | | |
| | | | | | |
| | | | | | |
| | | | | | |
| | | | | | |
| | | | | | |

| | |
|--|--|
| | |
| | |
| | |
| | |

| | |
|--|--|
| | |
| | |
| | |
| | |
| | |

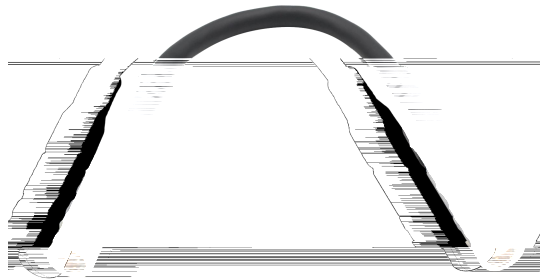
✓



✓



✓



✓



✓



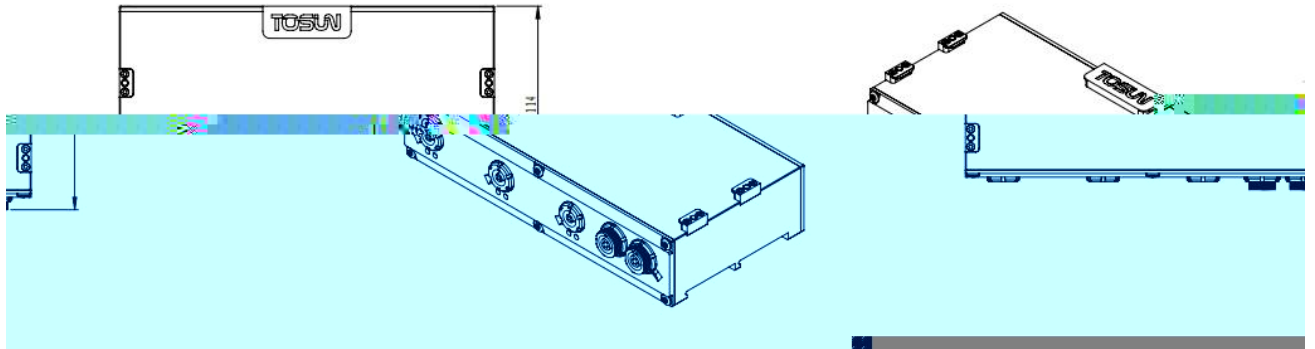
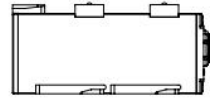
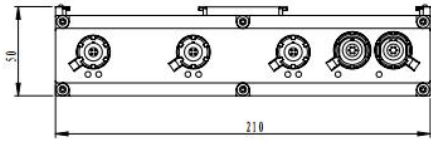
✓





| | |
|--|--|
| | |
| | |
| | |
| | |

| | | | | | | |
|--|--|--|--|--|--|--|
| | | | | | | |
| | | | | | | |
| | | | | | | |
| | | | | | | |
| | | | | | | |
| | | | | | | |
| | | | | | | |



| | |
|--|--|
| | |
| | |
| | |
| | |

| | |
|--|--|
| | |
| | |
| | |
| | |
| | |

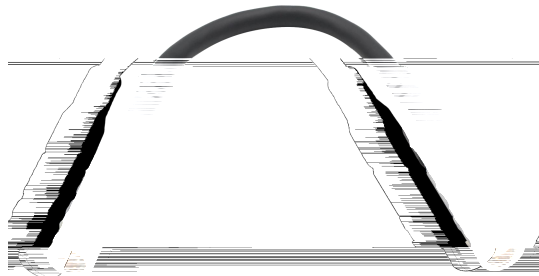
✓



✓



✓



✓



✓



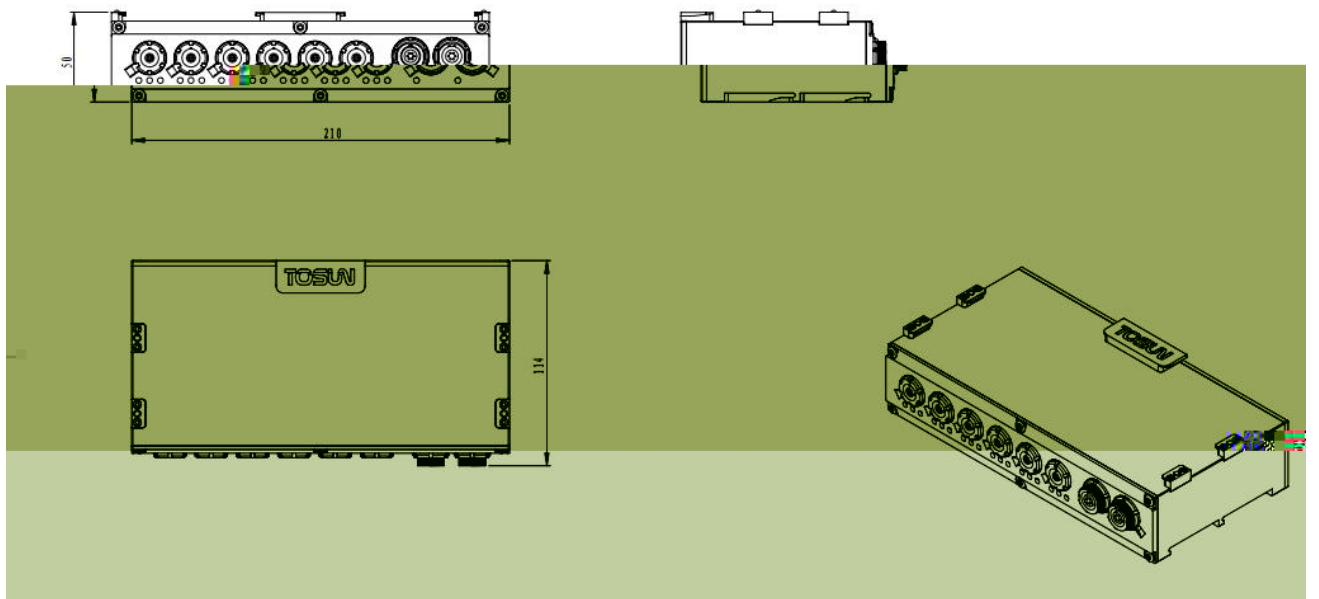
✓



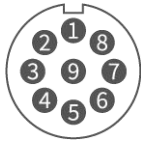
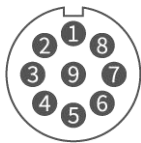
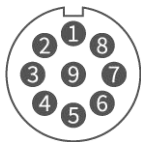





| | |
|--|--|
| | |
|--|--|

| | | | | | | |
|--|--|--|--|--|--|--|
| | | | | | | |
| | | | | | | |
| | | | | | | |
| | | | | | | |
| | | | | | | |
| | | | | | | |
| | | | | | | |
| | | | | | | |
| | | | | | | |
| | | | | | | |





| | | | | | | |
|---|--|--|--|--|--|--|
| | | | | | | |
|  | | | | | | |
|  | | | | | | |
|  | | | | | | |
|  | | | | | | |
|  | | | | | | |
|  | | | | | | |

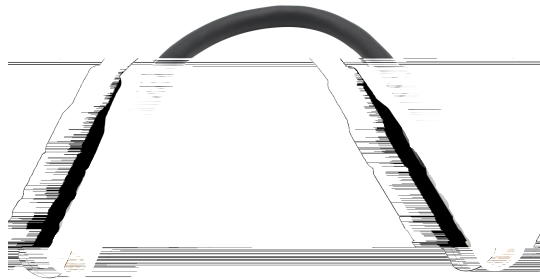
✓




✓



✓



✓



✓



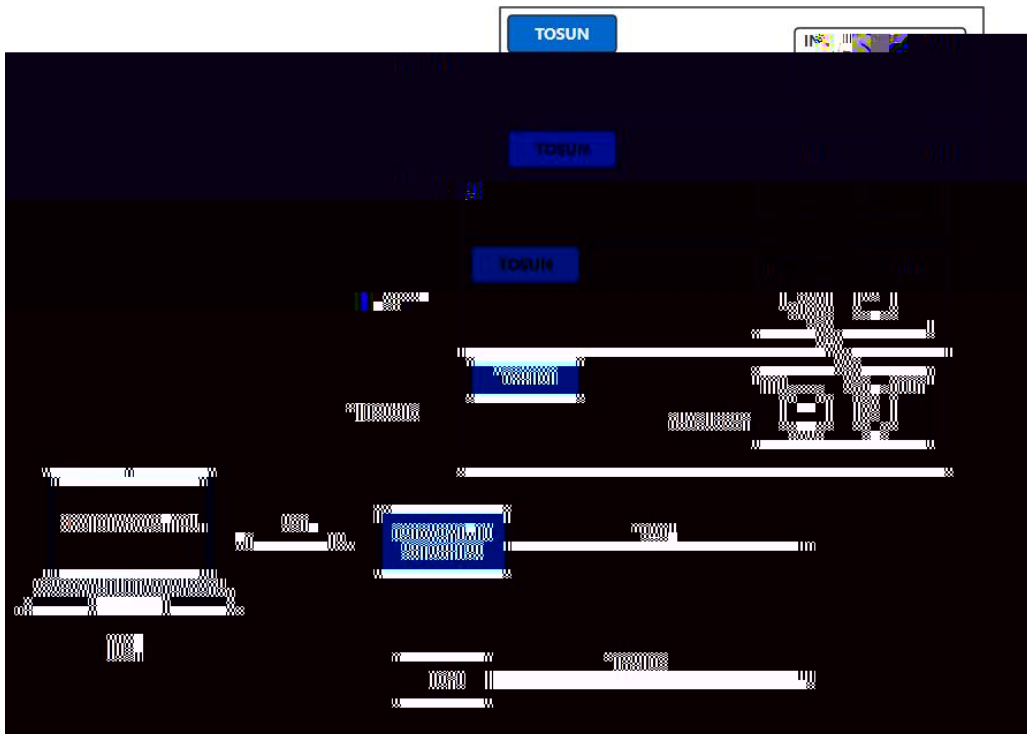
✓





TSMaster

<https://www.tosunai.com/downloads/>





| | |
|--|--|
| | |
| | |
| | |

| | |
|--|--|
| | |
| | |
| | |
| | |
| | |
| | |

| | |
|--|--|
| | |
| | |
| | |
| | |

| | | |
|--|--|--|
| | | |
| | | |
| | | |
| | | |
| | | |
| | | |
| | | |

2024.12.16.12:32 CAN / CAN FD 报文信息

| 绝对时间 | 计数 | 通道 | 标识符 | 帧率 | 报文名称 | 类型 | DLC | 数据长度 | BRS | ESI | 00 | 01 | 02 | 03 | 04 | 05 | 06 | 07 | |
|--|-----|------|-----------|----|------------------|-----|-----|------|-----|-----|----|----|----|----|----|----|----|----|----|
| 87.198412 | 490 | C... | 18001D63x | 6 | TIO9011_N01_R... | 数据帧 | Rx | 3 | 3 | - | 00 | 01 | 02 | 03 | 04 | 05 | 06 | 07 | |
| <ul style="list-style-type: none"> TIO9011_Channel_Index TIO_CHANNEL_12 B TIO9011_CHANNEL_INDEX TIO9011_Report_MUX_SubCMD MUX_REP_CHANNEL_MODE 1 | | | | | | | | | | | | | | | | | | | |
| 87.202697 | 491 | C... | 18001C50x | 1 | TIO9011_N01_R... | 数据帧 | Rx | 8 | 8 | - | 00 | 00 | 00 | 00 | 00 | 00 | 00 | 00 | 00 |
| <ul style="list-style-type: none"> Duty_0_01Per_CH01 0 % 00 Duty_0_01Per_CH02 0 % 00 Duty_0_01Per_CH03 0 % 00 Duty_0_01Per_CH04 0 % 00 | | | | | | | | | | | | | | | | | | | |
| 87.203785 | 492 | C... | 18001C55x | 1 | TIO9011_N01_R... | 数据帧 | Rx | 8 | 8 | - | 00 | 00 | 00 | 00 | 00 | 00 | 00 | 00 | 00 |
| <ul style="list-style-type: none"> Duty_0_01Per_CH05 0 % 00 Duty_0_01Per_CH06 0 % 00 Duty_0_01Per_CH07 0 % 00 Duty_0_01Per_CH08 0 % 00 | | | | | | | | | | | | | | | | | | | |
| 87.202992 | 493 | C... | 18001C5Fx | 1 | TIO9011_N01_R... | 数据帧 | Rx | 8 | 8 | - | 00 | 00 | 00 | 00 | 00 | 00 | 00 | 00 | 00 |
| <ul style="list-style-type: none"> Duty_0_01Per_CH09 0 % 00 Duty_0_01Per_CH10 0 % 00 Duty_0_01Per_CH11 0 % 00 Duty_0_01Per_CH12 0 % 00 | | | | | | | | | | | | | | | | | | | |
| 87.203100 | 494 | C... | 18001C09x | 1 | TIO9011_N01_R... | 数据帧 | Rx | 4 | 4 | - | 00 | 0C | 00 | 00 | | | | | |
| 87.203687 | 500 | C... | 18001C63x | 6 | TIO9011_N01_R... | 数据帧 | Rx | 3 | 3 | - | 01 | 05 | 00 | | | | | | |
| <ul style="list-style-type: none"> TIO9011_Channel_Index TIO_CHANNEL_6 5 TIO9011_CHANNEL_INDEX TIO9011_Report_MUX_SubCMD MUX_REP_CHANNEL_MODE 1 | | | | | | | | | | | | | | | | | | | |
| 87.203833 | 501 | C... | 18001C55x | 1 | TIO9011_N01_R... | 数据帧 | Rx | 8 | 8 | - | 00 | 00 | 00 | 00 | 00 | 00 | 00 | 00 | 00 |
| <ul style="list-style-type: none"> Freq_0_01Hz_CH01 0 Hz 0000 Freq_0_01Hz_CH02 0 Hz 0000 | | | | | | | | | | | | | | | | | | | |
| 87.203979 | 502 | C... | 18001C56x | 1 | TIO9011_N01_R... | 数据帧 | Rx | 8 | 8 | - | 00 | 00 | 00 | 00 | 00 | 00 | 00 | 00 | 00 |
| <ul style="list-style-type: none"> Freq_0_01Hz_CH03 0 Hz 0000 | | | | | | | | | | | | | | | | | | | |
| 87.204126 | 503 | C... | 18001C57x | 1 | TIO9011_N01_R... | 数据帧 | Rx | 8 | 8 | - | | | | | | | | | |
| 87.204274 | 504 | C... | 18001C58x | 1 | TIO9011_N01_R... | 数据帧 | Rx | 8 | 8 | - | | | | | | | | | |

All Messages 0 %

2024.12.16.12:32 CAN 数据库

数据库元素 信号通信矩阵 报文通信矩阵

- 节点 (2)
 - TIO9011_N01_DI_Moude
 - TIO9011_N01_DI_User
- 发送报文 (6)
 - [0x1C04] TIO9011_N01_SET_REP_CT_DI_REQ (0x1C04) 设置报文周期
 - [0x1C07] TIO9011_N01_GET_DI_LEVEL_REQ (0x1C07) 获取采集的电平
 - [0x1C1C] TIO9011_N01_GET_PWM_IN_REQ (0x1C1C) 获取采集的PWM占空比
 - [0x1C19] TIO9011_N01_GET_FREQ_IN_REQ (0x1C19) 获取采集的PWM频率
 - [0x1C12] TIO9011_N01_GET_PWM_IN_REQ (0x1C12) 获取采集的PWM频率和占空比
 - [0x1C61] TIO9011_N01_CFG_CHI_6_MODE_REQ (0x1C61) 设置1-6通道的模式
- 接收报文 (17)
- 发送/接收报文 (23)
- 发送信号 (12)
- 接收信号 (63)
- 发送/接收信号 (75)
- TIO9011DO_N01_r (右击此处以设置别名) [CAN]
 - 信号 (58)

获取输出的电平
设置报文周期
获取输出的PWM占空比
获取输出的PWM频率

背景

1

2019

2019

2019

2019年10月10日

2019年10月10日

2019

2019

2019

2019

2019

2019

2019

2019

2019

2019

2019

2019

2019年10月10日

2019

2019

2019

2019

2019

2019

2019

2019

2019

2019

2019

2019

2019

2019

2019

2019

2019

2019年10月10日